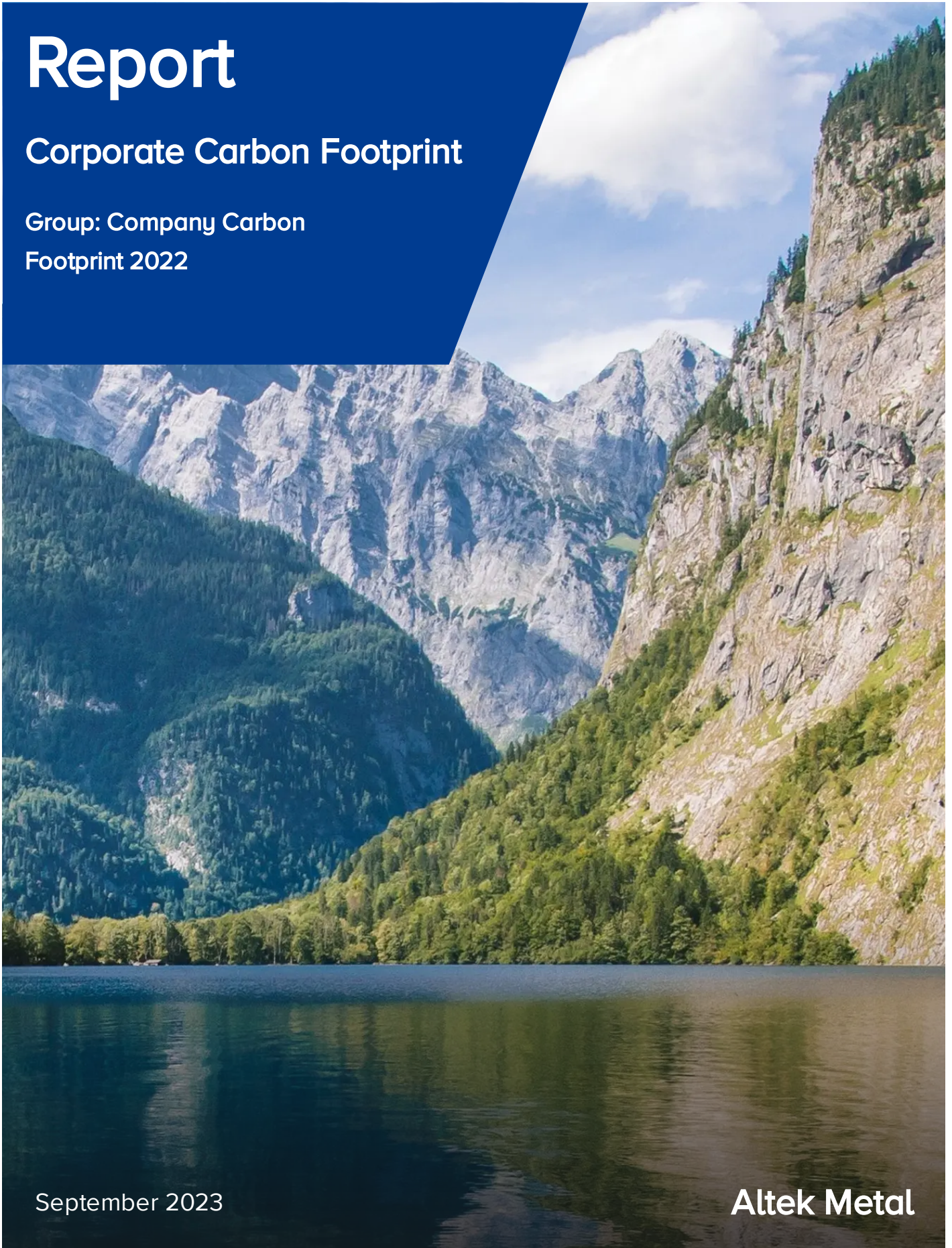


Report

Corporate Carbon Footprint

Group: Company Carbon
Footprint 2022



September 2023

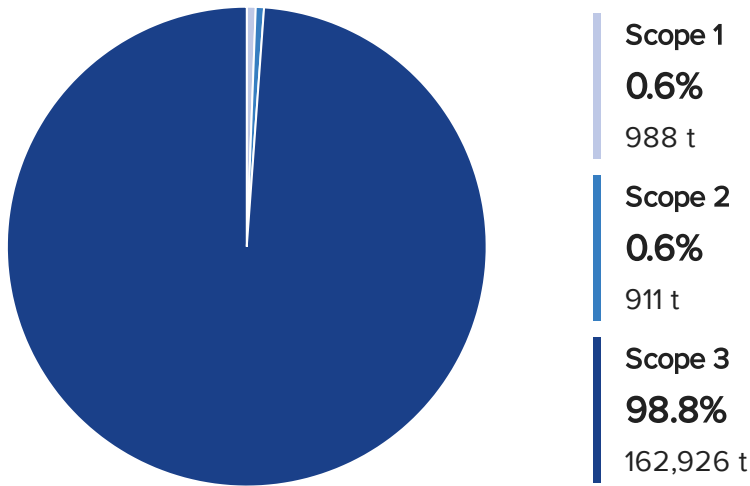
Altek Metal

Largest emission sources - greatest potential for reduction

The CCF identifies the largest sources of emissions of the group **Company Carbon Footprint 2022**. This is important in driving climate action as it highlights which areas should be prioritised in relation to emission reduction and avoidance.

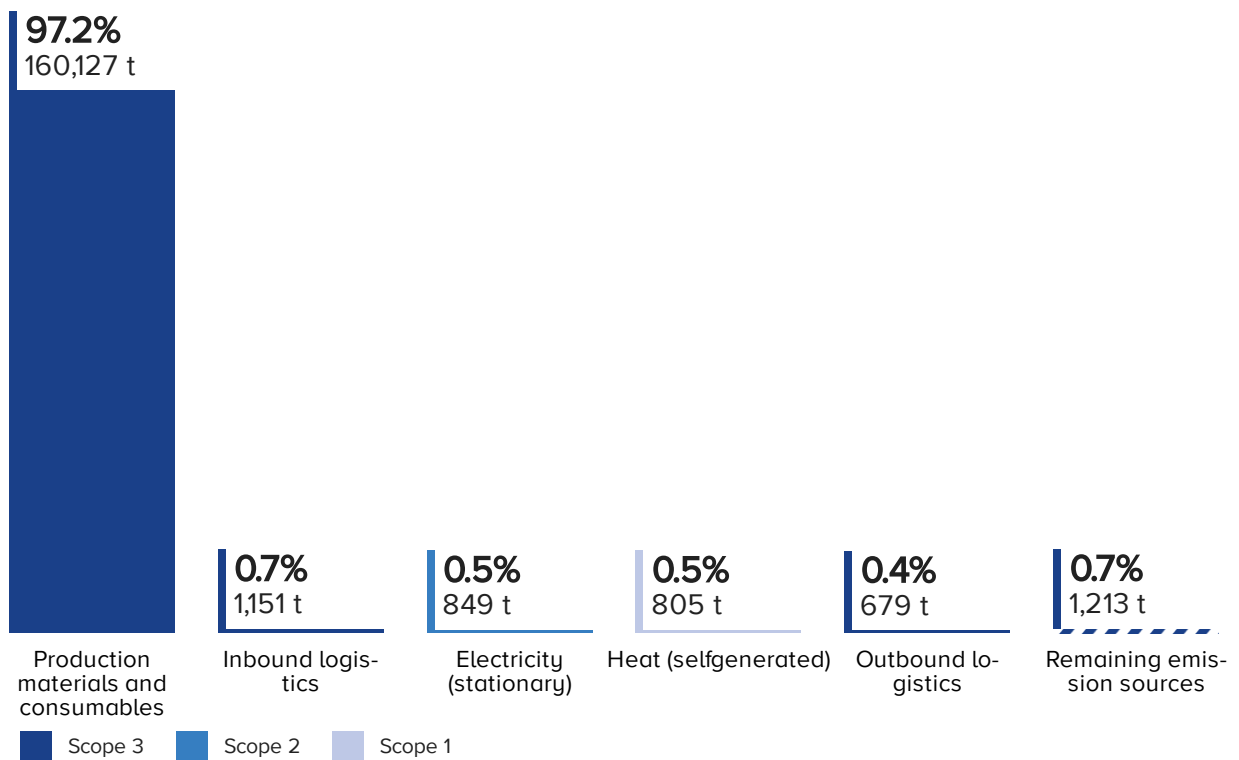
Figure

CO₂ emissions categorised by scope 1, 2, and 3



Figure

The largest CO₂ emission sources



CCF Results Table: Altek Metal

Total results for the group **Company Carbon Footprint 2022**

Emission sources	t CO₂	%
Scope 1	988.07	0.6
Direct emissions from company facilities	805.29	0.5
Heat (self-generated)	805.29	0.5
Direct emissions from company vehicles	182.79	0.1
Vehicle fleet	182.79	0.1
Scope 2	911.22	0.6
Purchased electricity for own use ³	849.39	0.5
Electricity (stationary)	849.39	0.5
Electricity (vehicle fleet)	0.00	0.0
Purchased heating, steam, and cooling for own use	61.83	0.0
Heat (purchased)	61.83	0.0
Scope 3	162,925.60	98.8
Purchased goods and services	160,184.71	97.2
Production materials and consumables	160,127.45	97.2
Packaging materials	55.85	0.0
Office paper	0.68	0.0
Electronic devices	0.67	0.0
Water	0.06	0.0
Upstream transportation and distribution	1,150.72	0.7
Inbound logistics	1,150.72	0.7
Downstream transportation and distribution	678.69	0.4
Outbound logistics	678.69	0.4
Fuel- and energy-related activities	529.59	0.3
Upstream emissions electricity	278.35	0.2
Upstream emissions heat	148.40	0.1
Upstream emissions vehicle fleet	102.85	0.1
Employee commuting	334.40	0.2
Employee Commuting	334.40	0.2
Business travel	40.36	0.0
Flights	37.95	0.0
Hotel nights	2.38	0.0
Rail	0.04	0.0

3) Calculated using the market-based method. Emissions calculated using the location-based method are 1,324.14 t CO₂.

CCF Results Table: Altek Metal

Total results for the group **Company Carbon Footprint 2022**

Emission sources	t CO₂	%
End-of-life treatment of sold products	7.13	0.0
Product disposal	7.13	0.0
Waste generated in operations	0.01	0.0
Operational waste	0.01	0.0
Overall results	164,824.89	100.0

CCF Results Table: Altek Metal

For comparison, the total emissions of all individual calculations

Company Carbon Footprint 2022	t CO₂	%
Ankara Service Center	97.38	0.1
Cerkezkoy Manufacturing & Service Center	164,328.57	99.7
Gebze Service Center	256.00	0.2
Ikitelli Retail Sales Center	43.75	0.0
Istanbul Office	99.19	0.1