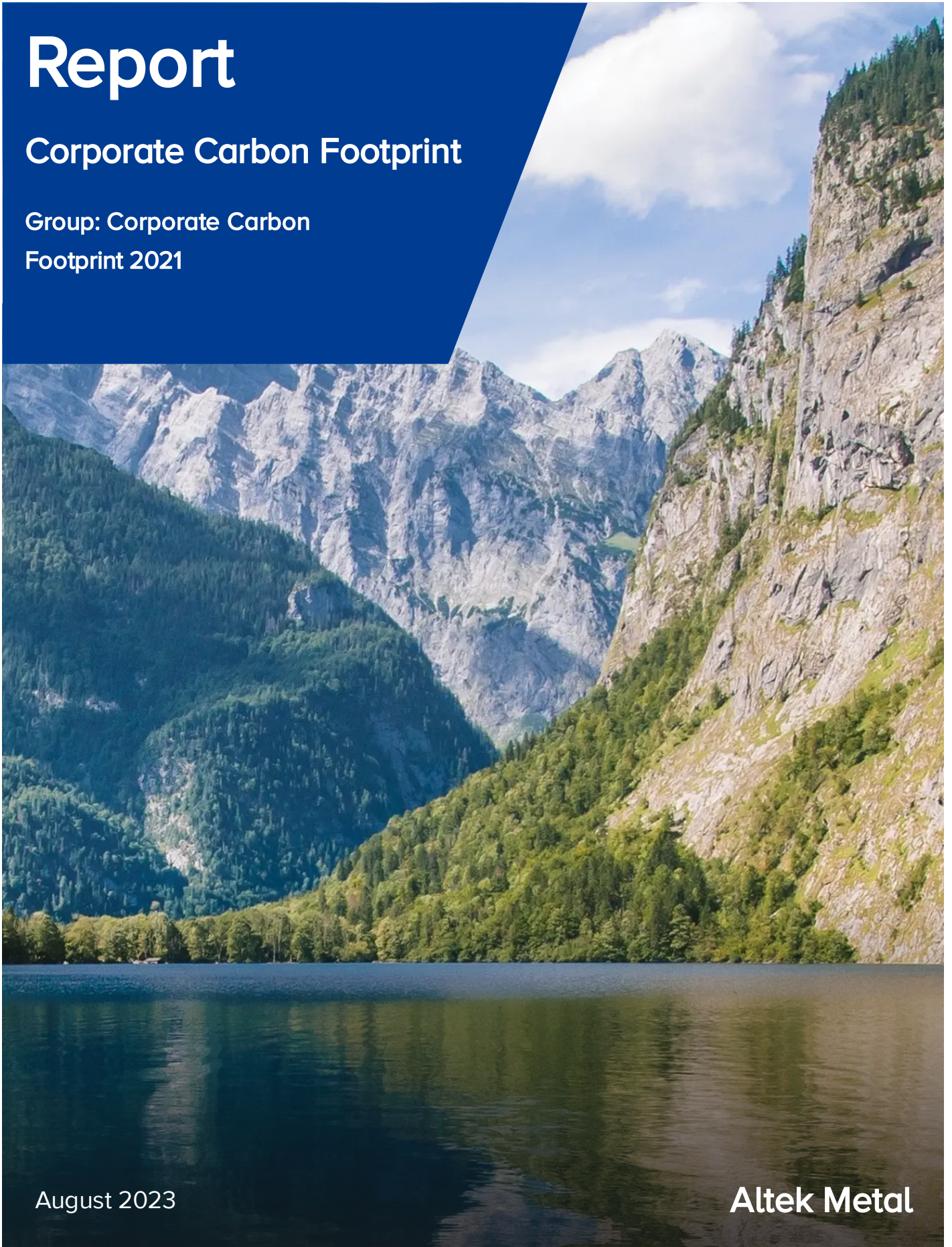


Report

Corporate Carbon Footprint

Group: Corporate Carbon
Footprint 2021



August 2023

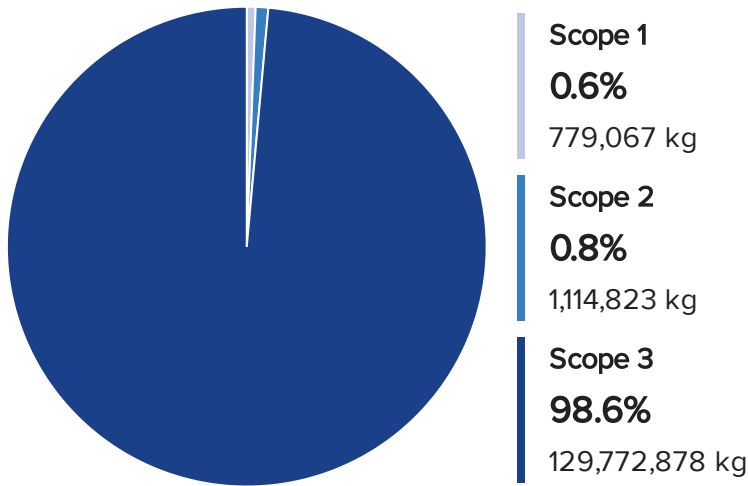
Altek Metal

Largest emission sources - greatest potential for reduction

The CCF identifies the largest sources of emissions of the group **Corporate Carbon Footprint 2021**. This is important in driving climate action as it highlights which areas should be prioritised in relation to emission reduction and avoidance.

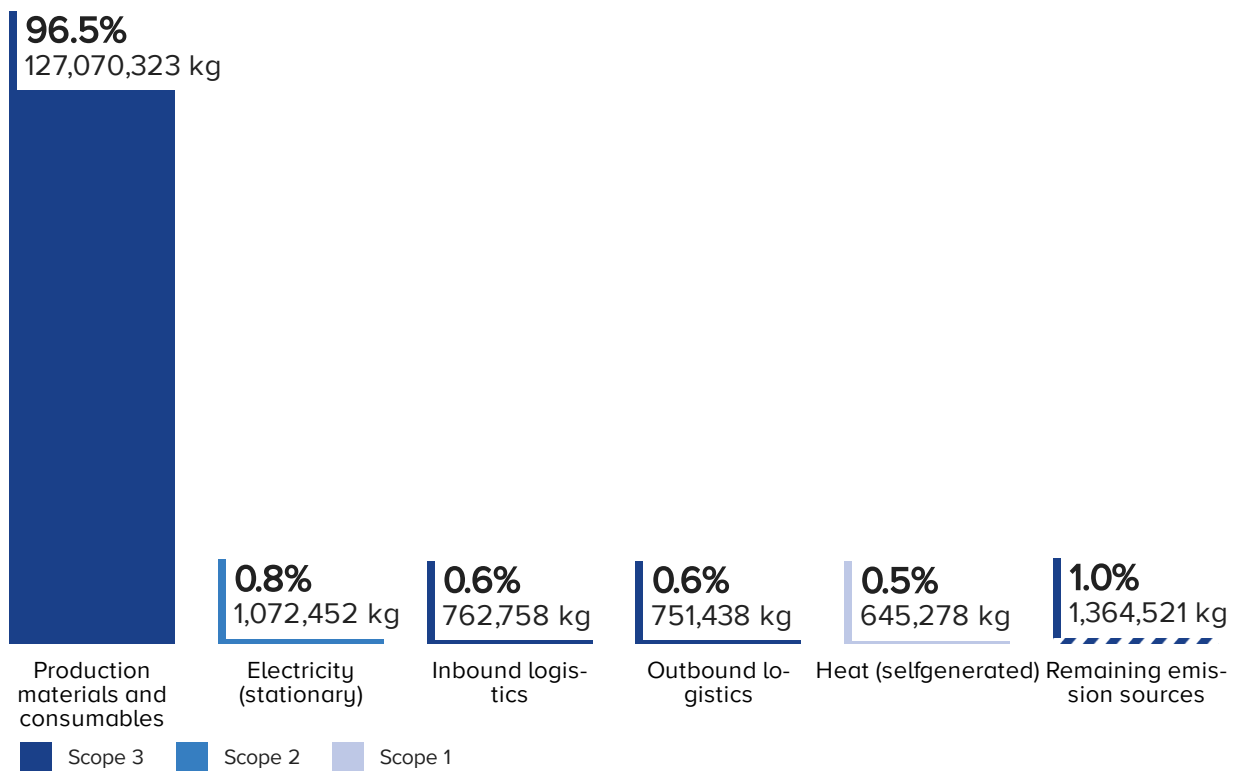
Figure

CO₂ emissions categorised by scope 1, 2, and 3



Figure

The largest CO₂ emission sources



CCF Results Table: Altek Metal

Total results for the group **Corporate Carbon Footprint 2021**

Emission sources	kg CO₂	%
Scope 1	779,067.26	0.6
Direct emissions from company facilities	645,277.58	0.5
Heat (self-generated)	645,277.58	0.5
Direct emissions from company vehicles	133,789.68	0.1
Vehicle fleet	133,789.68	0.1
Scope 2	1,114,823.27	0.8
Purchased electricity for own use ³	1,072,451.73	0.8
Electricity (stationary)	1,072,451.73	0.8
Electricity (vehicle fleet)	0.00	0.0
Purchased heating, steam, and cooling for own use	42,371.54	0.0
Heat (purchased)	42,371.54	0.0
Scope 3	129,772,878.12	98.6
Purchased goods and services	127,515,603.84	96.8
Production materials and consumables	127,070,323.00	96.5
Packaging materials	440,756.24	0.3
Electronic devices	3,792.14	0.0
Office paper	694.83	0.0
Water	37.64	0.0
Upstream transportation and distribution	762,757.54	0.6
Inbound logistics	762,757.54	0.6
Downstream transportation and distribution	751,438.28	0.6
Outbound logistics	751,438.28	0.6
Fuel- and energy-related activities	520,596.72	0.4
Upstream emissions electricity	327,633.35	0.2
Upstream emissions heat	117,682.96	0.1
Upstream emissions vehicle fleet	75,280.40	0.1
Employee commuting	129,072.09	0.1
Employee Commuting	129,072.09	0.1
End-of-life treatment of sold products	66,732.90	0.1
Product disposal	66,732.90	0.1

3) Calculated using the market-based method. Emissions calculated using the location-based method are 1,072,750.78 kg CO₂.

CCF Results Table: Altek Metal

Total results for the group Corporate Carbon Footprint 2021

Emission sources	kg CO₂	%
Business travel	26,672.93	0.0
Flights	25,969.80	0.0
Hotel nights	703.13	0.0
Waste generated in operations	3.84	0.0
Operational waste	3.84	0.0
Overall results	131,666,768.65	100.0

CCF Results Table: Altek Metal

For comparison, the total emissions of all individual calculations

Corporate Carbon Footprint 2021	kg CO₂	%
Ankara Service Center	132,967.11	0.1
Cerkezkoy Manufacturing & Service Center	131,144,296.09	99.6
Gebze Service Center	285,398.53	0.2
Ikitelli Retail Sales Center	21,311.56	0.0
Istanbul Office	82,795.37	0.1